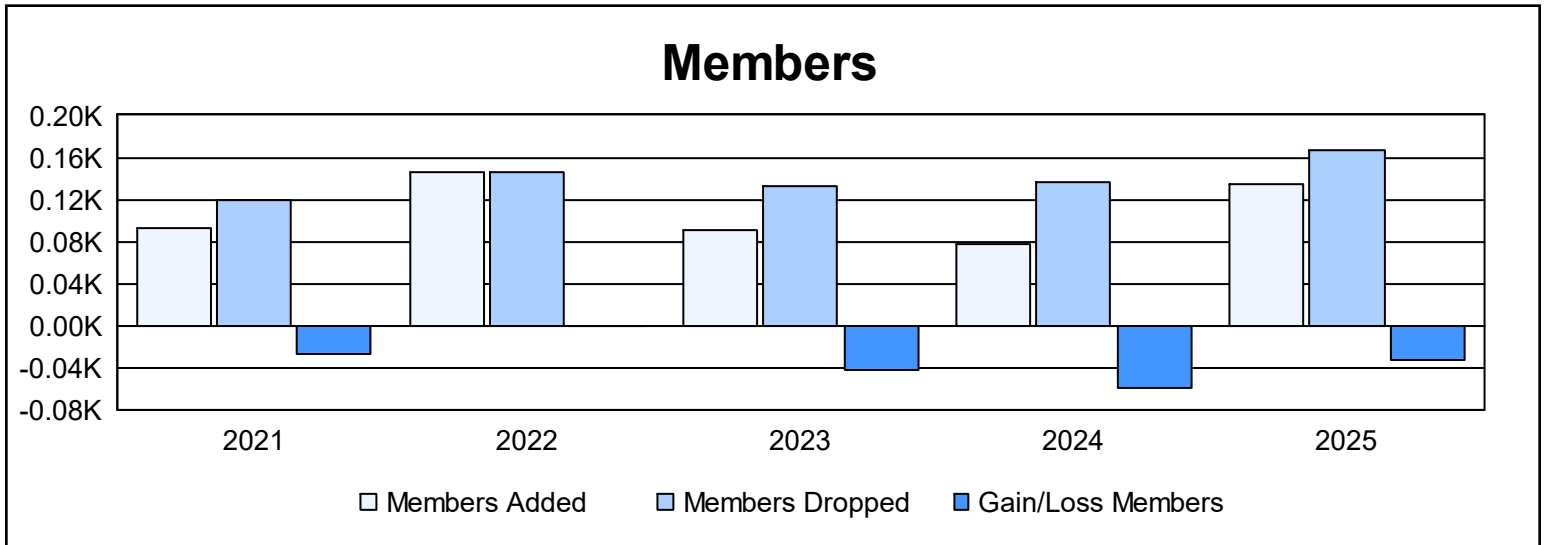
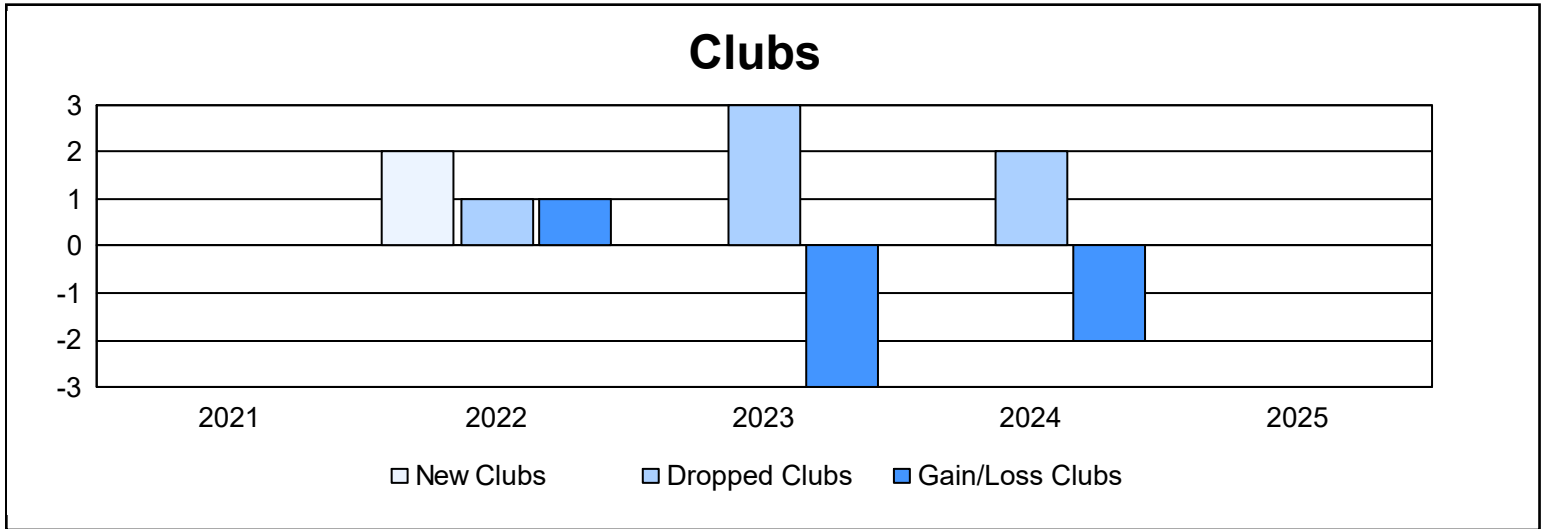
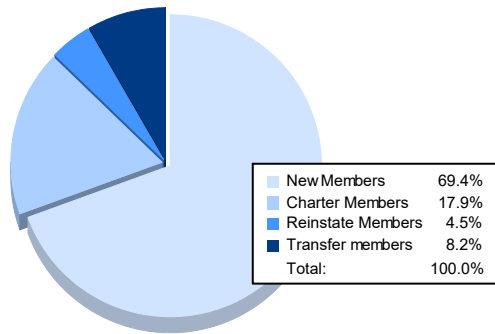


Year	New Clubs	Dropped Clubs	Gain/ Loss Clubs	New Members	Charter Members	Reinstate Members	Transfer Members	Total Member Added	Total Members Dropped	Gain/ Loss Members
2020-2021	0	0	0	83	0	3	7	93	120	-27
2021-2022	2	1	1	88	47	5	5	145	146	-1
2022-2023	0	3	-3	84	0	3	4	91	133	-42
2023-2024	0	2	-2	68	1	3	6	78	137	-59
2024-2025				93	24	6	11	134	167	-33
<b>Average</b>	<b>1</b>	<b>2</b>	<b>-1</b>	<b>83</b>	<b>14</b>	<b>4</b>	<b>7</b>	<b>108</b>	<b>141</b>	<b>-32</b>



### Membership Composition June 2025 Cumulative



### Gender Composition June 2025 Cumulative

